

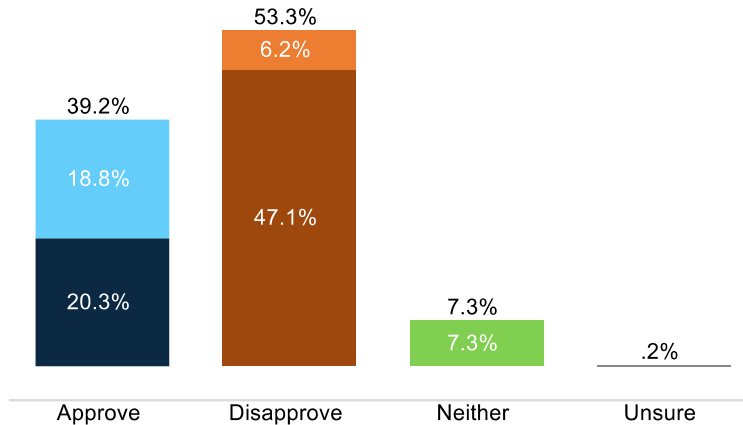


**As Biden craters, Rep. Sykes’ re-election looking more doubtful**

DATE: Monday, August 28, 2023  
TO: Congressional Leadership Fund  
FROM: Brock McCleary  
RE: Key Findings from Ohio CD-13

***Democrats are at a disadvantage in the OH-13 political environment***

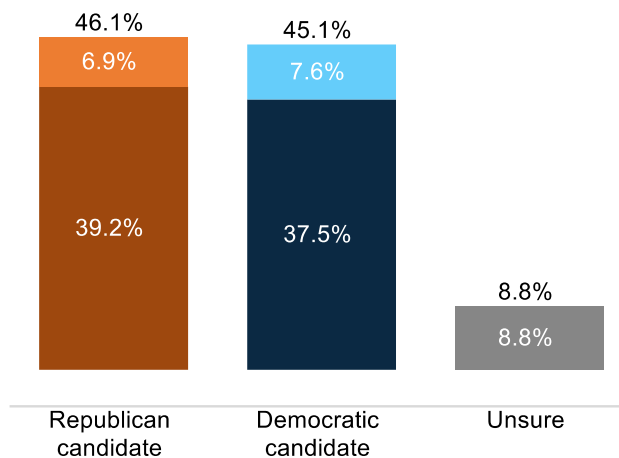
**Biden Job Approval**



- Among voters who are undecided in their vote for Congress, **68% disapprove of Biden’s job** performance; just 21% approve.
- With image ratings that are nearly identical, Biden vs. Trump is a tossup (47-45%).

***Republicans hold a narrow lead on the generic ballot***

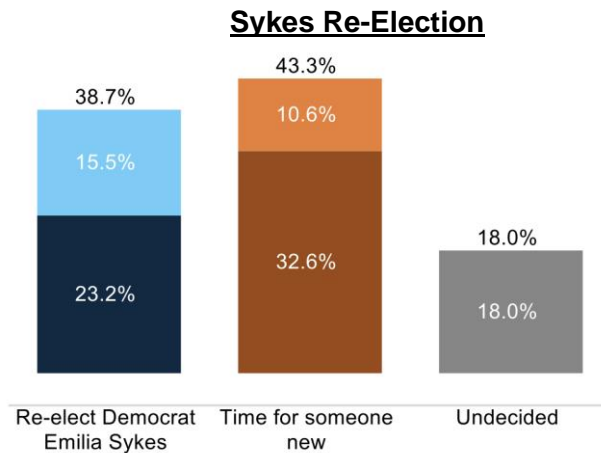
**Generic Congressional Ballot**



- Voters who only turnout in presidential election years strongly favor a Republican by a 60-24% margin. Increased turnout in 2024 will leave Sykes with an even tougher path to re-election.

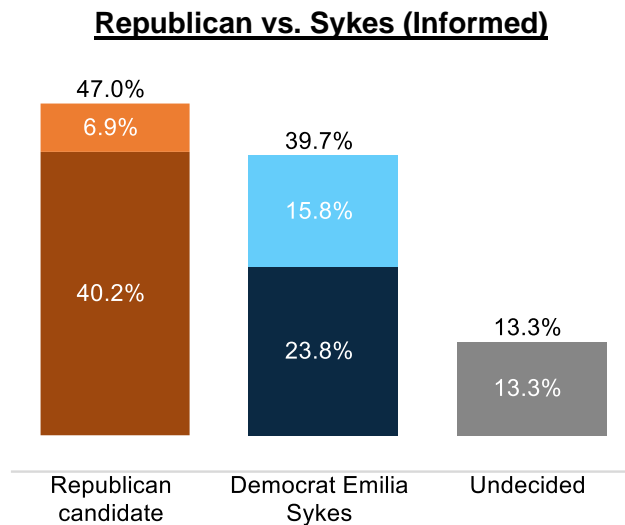


## Sykes' job performance has left voters already looking for someone new



- Less than 1-in-4 voters believe Congresswoman Sykes *definitely* deserves re-election, and only half of Democrats.

## Sykes' votes against military pay raises and commonsense immigration measures put her at odds with Ohio voters



- After hearing additional information about Sykes' voting record, her standing falls by a net -10% as a Republican challenger takes a 7% lead.
- Sykes' **votes against military pay raises** and **against deporting illegal immigrants who assault law enforcement and first responders**.
  - "Emilia Sykes voted against a pay raise for the brave men and women serving in our armed forces." (53% less likely to support Sykes, 44% much less likely)
  - "Instead of supporting first responders, Emilia Sykes sided with radical left politicians and voted against a bipartisan bill that would deport illegal immigrants who assault firefighters, paramedics, and police officers." (53% less likely to support Sykes, 43% much less likely)
- A plurality of voters say Sykes represents national Democrats first while just 1-in-4 say she represents Ohio first.

**METHODOLOGY:** On behalf of Congressional Leadership Fund, this probabilistic survey was conducted August 23 – 24, 2023 among 400 likely general election voters in Ohio's 13<sup>th</sup> Congressional District and has a margin of error of  $\pm 4.89\%$ . Known registered voters were interviewed via SMS. Demographic quota fulfillment adheres to a survey sample representative of the likely 2024 general election turnout in Ohio CD-13.

